


















 <p>18-5101 AP# 13347 MAGNATUNE™ IGNITION KIT For 2 Cylinder Outboards</p> <p>—CONTAINS— Two Magnatune™ Ignition Modules Solid State Electronic replacement for mechanical contact sets and condensers in Johnson/Evinrude outboards with dual point magneto systems. Includes installation instructions and all necessary hardware. Not for engines with charging systems.</p>	<p>PKG. OF 10</p>  <p>18-5750 AP# 13399 UNIVERSAL SPARK PLUG COVER Supplied complete w/ Terminal Connector Replaces: 581027, 580339</p>	 <p>18-5752 8mm UNIVERSAL SPARK PLUG BOOTS</p>
<p>PKG. OF 10</p>  <p>18-5224 AP# 13381 IGNITION WIRE TERMINAL Replaces: 510364</p>	 <p>18-5225 AP# 13382 SPARK PLUG WIRE KIT Includes 25 ft Roll of Hypalon Ignition Wire with a copper conductor and a large assortment of three different end fittings to fit Johnson/Evinrude motors.</p>	 <p>18-5226 HYPALON IGNITION WIRE (100' Spool) Replaces: 510883</p>
 <p>MP39100 IGNITION SWITCH Replaces: 386545 (5 Terminals - Pistol Shaped Key - 3 Position)</p>	 <p>MP39760 IGNITION SWITCH Replaces: 393301, 508180 (6 Terminals - Push to Choke - 3 Position)</p>	 <p>18-1801 IGNITION SWITCH Replaces: 386545 (5 Terminals - Pistol Shaped Key - 3 Position) Pollok</p>
<p>NEW</p>  <p>18-6281 Tilt/Trim Motor Heavy Duty for OMC Outboards 75HP-250HP FFI(1998 and Up)</p> <p>Replaces : OMC 438786, 439937, 5005254</p>	 <p>18-6759 AP# 3109 TRIM & TILT MOTOR Replaces: 394176, 391264, 393988, 985237 Newer 2 wire design for most 3, 4, 6 and 8 cyl. applications 1982 to present (Motor Only) Use 18-7510 O-Ring Replaces: 321163</p>	 <p>18-6761 TRIM & TILT MOTOR Replaces: 387277, 582048, 582155, 584107 Older 3 wire design for most 3, 4, 6 cylinder outboards up to 1981 (Motor Only)</p>
 <p>18-6762 TRIM & TILT MOTOR Replaces: 172543 For most 85, 115 and 135 H.P. V-4 applications (Motor and Reservoir)</p>	 <p>18-6767 TRIM & TILT MOTOR Replaces: 172850, 173564, 173596 For: 1974 (115 & 135 HP) For most 45 H.P. commercial models 1989-90, 2 cylinder applications 1984-88, 3 cylinder applications 1977-83 and 4 cylinder applications 1974-77 (Motor and Reservoir) For Repair Kit use 18-6252</p>	 <p>18-6780 AP# 3116 TRIM & TILT MOTOR Replaces: 438529, 438531 For: 1991-later 90, 115, 200, 225 HP; 1991-94 120, 140 HP; 1995-later 130 HP</p>

OUTBOARD

JOHNSON/EVINRUDE (OMC) Electrical System




 <p>18-6250 OUTBOARD STARTER REPAIR KIT Prestolite 2 Brush</p>	 <p>18-6251 OUTBOARD STARTER REPAIR KIT Prestolite 4 Brush</p>	 <p>18-6252 TRIM & TILT MOTOR REPAIR KIT For use with 18-6767</p>	 <p>18-9802 TIMING LIGHT Self-powered accurate up to 10,000 RPM's</p>
--	--	---	---



**18-5501
Round Plug Style**


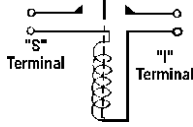

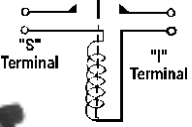

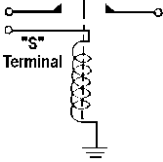
INTERNAL WIRING HARNESSES
All harnesses feature soldered connections, braided covering and high temperature burn proof wire. These harnesses are for Prestolite and Motorola ignition systems.



**18-5504
Flat, Rectangular Plug Style**

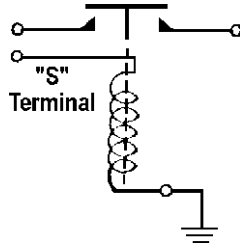
INTERNAL WIRING HARNESS APPLICATION													
HP	Year	Amp/Pulse Pack Type	Amp/Pulse Pack OE #	Plug Style	Orig.(OMC) Harness #	Repl. Harness #	HP	Year	Amp/Pulse Pack Type	Amp/Pulse Pack OE #	Plug Style	Orig.(OMC) Harness #	Repl. Harness #
55	1968	6CB2007	389549	F	382640	18-5500	85	① 1968	6CB2009	389549	F	382557	18-5504
55	1969	6CB2007	389549	R	383327	18-5501	① Electric Shift R Round F Flat						

 <p>18-5705 AP# 1561 POWER TRIM RELAY Replaces: 582472, 584416, 586224 5 Terminal • Single Pull Double Throw • 12 Volt</p> <table border="1"> <tr> <th>Contact</th> <th>Resistive</th> <th>Conductive</th> </tr> <tr> <td>Open</td> <td>40 Amps</td> <td>30 Amps</td> </tr> <tr> <td>Closed</td> <td>20 Amps</td> <td>15 Amps</td> </tr> </table>	Contact	Resistive	Conductive	Open	40 Amps	30 Amps	Closed	20 Amps	15 Amps	<p>NEW</p>  <p>18-1282 CLIP & LANYARD Replaces: 398602 For use with Ignition Kill Switch</p>	 <p>MP28870 SWITCH & LANYARD Replaces: 585134</p>	 <p>MP28880 LANYARD Replaces: 432230</p>
Contact	Resistive	Conductive										
Open	40 Amps	30 Amps										
Closed	20 Amps	15 Amps										

 <p>18-5807 AP# 895 SOLENOID Replaces: 378444, Prestolite SAW4206</p> 	 <p>18-5808 AP# 890 SOLENOID Replaces: 395419, 582708</p> 	 <p>18-5813 AP# 13408 SOLENOID SWITCH Replaces: 584128</p> 
---	--	--

SOLENOID APPLICATION ON NEXT PAGE

OUTBOARD



18-5814
AP# 898
SOLENOID
Replaces: 581528



BATTERY CABLES

Gauge cable with soldered lug terminals on each end to accept 3/8" stud.

Part No.	Size	Color	Gauge
BC88523	2'	red	4
BC88533	2'	black	4
BC88543	4'	red	2
BC88553	4'	black	2
BC88563	6'	red	2
BC88573	6'	black	2
BC88583	8'	red	1
BC88593	8'	black	1

Model	Year	Sierra Starter Solenoid	Sierra Trim Solenoid Relay	Model	Year	Sierra Starter Solenoid	Sierra Trim Solenoid Relay	Model	Year	Sierra Starter Solenoid	Sierra Trim Solenoid Relay
9.9/15	1991-92	18-5813	N/A	65	③ 1968-73	18-5808	N/A	110	1986-89	18-5808	18-5705
18	1957-59	18-5807	N/A	65	③ 1985-92	18-5808	18-5705	115	1969-75	18-5808	N/A
20	① 1981-92	18-5808	N/A	70	1961	18-5807	N/A	115	1976-81	18-5808	18-5814
25	① 1972-92	18-5808	N/A	70	1974-80	18-5808	N/A	115	1982-92	18-5808	18-5705
28	1987-92	18-5808	N/A	70	1981	18-5808	18-5814	120	1985-92	18-5808	18-5705
30	① 1984-92	18-5808	N/A	70	1982-92	18-5808	18-5705	125	③ 1971-81	18-5808	N/A
33	1965-67	18-5807	N/A	75	1960-64	18-5807	N/A	125	③ 1982-92	18-5808	18-5705
33	1968-70	18-5808	N/A	75	④ 1965	18-5807	N/A	135	1973	18-5808	N/A
35	1957-59	18-5807	N/A	75	⑤ 1965	18-5808	N/A	135	1974-75	18-5808	—
35	1976-88	18-5808	N/A	75	1975-80	18-5808	N/A	135	1976	18-5808	18-5814
40	1960-66	18-5807	N/A	75	1981	18-5808	18-5814	140	1977-81	18-5808	18-5814
40	1967-92	18-5808	N/A	75	1982-88	18-5808	18-5705	140	1982-92	18-5808	18-5705
45	② 1989-92	18-5808	N/A	80	④ 1966	18-5807	N/A	150	1979-81	18-5808	18-5814
45SS	1988-90	18-5808	N/A	80	⑤ 1966	18-5808	N/A	150	1982-92	18-5808	18-5705
48	1987-92	18-5808	N/A	80	1967	18-5808	N/A	155	② 1984-92	18-5808	18-5705
50	1958-59	18-5807	N/A	85	1968-75	18-5808	N/A	2500cc	1988	18-5808	18-5705
50	1971-79	18-5808	N/A	85	1976-80	18-5808	18-5814	175	1977-81	18-5808	18-5814
50	1981-83	18-5808	—	85	1991-92	18-5808	18-5705	175	1982-92	18-5808	18-5705
50	1984-92	18-5808	N/A	88	1987-92	18-5808	18-5705	185	1984-92	18-5808	18-5705
55	1968-80	18-5808	N/A	90	1964	18-5807	N/A	200	1976-81	18-5808	18-5814
55	1981	18-5808	—	90	1965	18-5808	N/A	200	③ 1982-92	18-5808	18-5705
55	② 1989-92	18-5808	N/A	90	1981	18-5808	18-5814	225	1986-92	18-5808	18-5705
60	1964-66	18-5807	N/A	90	1982-92	18-5808	18-5705	235	1978-81	18-5808	18-5814
60	1967-80	18-5808	N/A	100	1966-72	18-5808	N/A	235	1982-85	18-5808	18-5705
60	1981-83	18-5808	—	100	1979-80	18-5808	18-5814	250	1991-92	18-5808	18-5705
60	1984-92	18-5808	18-5705	100	② 1984-92	18-5808	18-5705	275	1985-88	18-5808	18-5705
SST 60	1989-90	18-5808	18-5705	1600cc	② 1988	18-5808	18-5705	3.6L/300	1985-92	18-5808	18-5705

① Electric start only
④ w/o electric shift

② Commercial models
⑤ w/electric shift

③ Also commercial models

OUTBOARD



Sierra Regulator/Rectifiers

Features...

- ★ Widest range of coverage in the aftermarket.
- ★ Exceptional reliability from advanced circuitry.
- ★ Heavy-duty components for extended life expectancy

OUTBOARD

 <p>18-5708 AP# 1403 RECTIFIER 6-10 AMP. Replaces: 582399,583408</p>	 <p>18-5709 AP# 1402 RECTIFIER 4-5 AMP. Replaces: 581778</p>	
 <p>18-5825 REGULATOR/RECTIFIER Replaces: 395204</p>	 <p>18-5826 REGULATOR/RECTIFIER Replaces: 584890</p>	
 <p>18-5827 REGULATOR/RECTIFIER Replaces: 585001, 584476</p>	 <p>18-5828 REGULATOR/RECTIFIER Replaces: 585219, 439561</p>	 <p>18-5829 REGULATOR/RECTIFIER Replaces: 586048</p>
 <p>18-5830 REGULATOR/RECTIFIER Replaces: 586075</p>	 <p>18-5831 REGULATOR/RECTIFIER Replaces: 586271, 584641, 585995</p>	 <p>18-5832 REGULATOR/RECTIFIER Replaces: 583266, 583689, 586000, 584424</p>

REGULATOR/RECTIFIER APPLICATION ON NEXT PAGE



JOHNSON/EVINRUDE (OMC) Electrical System

Model	Year	Part #	Model	Year	Part #
9.9,15	1974-92	18-5709	90-115 60 Degree-V4	1996-Up	18-5830
20	1989-98 ④	18-5709	100	1971,1979-80,1984-92 ③	18-5708
25	1977-03 (2 Cyl) ④	18-5709	115	1973-92	18-5708
25/40/50TL/ J Elec TR	1992	18-5827	120/140	1985	18-5832
25SIK/ SIL/ SIT	1994-1995	18-5827	125	1971-72	18-5708
25/35 3 Cyl.	1995-Up	18-5826	135	1974 ⑦	18-5708
28	1989-96	18-5709	135	1973,1975-76	18-5708
30	1989-03 (2 Cyl) ④	18-5709	140	1977-88	18-5708
35	1976-93 (2 Cyl) ④	18-5709	150	1979-88	18-5708
35JET/ TL/ J Elec.	1992-1993	18-5827	150/175 60 Degree-V6	1991-1995	18-5828
35JET/ M-TE/ TTL	1993-1995	18-5827	150/175 60 Degree-V6	1996-Up	18-5829
35JET/ EL/ TL/ TTL	1996	18-5827	155	1984-88	18-5708
35JET Elec.	1997	18-5827	175	1977-83	18-5708
40	1974-76,1988-92	18-5709	185	1984-88	18-5708
40/50TE/ EL/ TL/ TTL	1993-1996	18-5827	185/200/225	1993-1994	18-5831
40/ 50 Elec. 2 Cycle.	1993-03 (2 Cycle.)	18-5827	185/200/225/200COMM	1990-1992	18-5832
45	1989-92 COMM	18-5709	200	1976-83	18-5708
45SS	1989-90	18-5709	200/225	1986-1989	18-5832
48	1989-92	18-5709	200/225/200COMM	1994-1997	18-5831
50	1971-75	18-5708	235	1978-88	18-5708
50	1979-92	18-5709	250/300	1991-1995	18-5831
55	1976-77	18-5708	250	1997	18-5831
55	1978-81, 1980-92 ①	18-5709	275	1985-1986	18-5832
60	1970 ⑤, 1971	18-5708	275/300 (3.6L)	1987	18-5832
60	1980-88	18-5709	275/300	1988	18-5832
60	1989-91 ⑥	18-5708	300 (3.6L) — Port & Stbd.	1985-1986	18-5832
SST60	1989-90	18-5708	300	1989-1990	18-5832
60	1992-01	18-5827	1.8/2.0L V4 "S"	1987-1990	18-5832
65	1972-73, 1988-91	18-5708	2.7L V6	1986-1987	18-5832
65 Elec.	1992	18-5827	3.0L V6	1988-1990	18-5832
70	1974-91 ②	18-5827	3.0L V6	1993-1998	18-5832
70	1992-01	18-5708	3.6L V8	1987	18-5832
75	1975-88	18-5708	4.0L V8	1989-1990	18-5832
85	1970-80	18-5708	V-4 & V-6 Crossflow with 35 AMP	ALL	18-5825
88	1989-92	18-5708			
90	1981-92	18-5708			

OUTBOARD

- ① Also Commercial Models
- ② 1991 EL & TL Models only
- ③ Except 1992 Models WTLENE & WTXENE
- ④ Electric Start only
- ⑤ D Models only
- ⑥ EL & TL Models only
- ⑦ 135443, 135483 Models only

JOHNSON/EVINRUDE (OMC)



Sierra Starters
Marine Engine and Drive Parts
A Division of Teleflex Marine

Features...


- ★ Brand new construction.
- ★ Meet or exceed OEM specifications.
- ★ 100% load tested.
- ★ Wide range of coverage.
- ★ Supported by the best, easy to use application charts in the industry.

- ★ Backed by the famous Sierra comprehensive warranty.
- ★ **Standard Quality** starters have a one year warranty.

OUTBOARD

<p>18-5600 NEW STARTER Replaces: 395207, 387094, 585062, 586288</p>	<p>18-5640 NEW STARTER Replaces: 432925, 586287, 586286</p>	<p>18-5612 NEW STARTER Replaces: 432925, 586287, 586286</p>	<p>18-5617 NEW STARTER Replaces: 586274</p>
<p>18-5619 NEW STARTER Replaces: 584799, 396235, 391511, 397023, 586731</p>	<p>18-5623 NEW STARTER Replaces: 584608, 586275</p>	<p>18-5624 NEW STARTER Replaces: 583482, 585056</p>	<p>EXPLODED VIEW OF STARTER</p>
<p>18-5627 NEW STARTER Replaces: 583473, 585059, 585459</p>	<p>18-5628 NEW STARTER Replaces: 393570, 585060</p>		

ALL STARTERS ARE COUNTER CLOCKWISE ROTATION
STARTER APPLICATION ON NEXT PAGE



H.P.	Years	Starter #	OE Part #	Supersedes From	Drive ² Kit	O.E. #	Drive ² Assembly	O.E. #	Drive Tooth Count	Brush Kit	O.E. #
9.9/15	1974-92	18-5617	386430	—	—	395264	18-5681	319977	10	NA	NA
9.9/15	1994-2000 4 stroke	18-5623	586275	584608	NSS ①	NSS	18-5679 ①	585267	10	18-5697	385952
20	⑦ 1985-88	18-5629	586278	392133, 386591, 585061	NSS ①	NSS	NA	NA	11	18-5697	385952
20 thru 30	⑦ 1993-99	18-5629	586278	392133, 386591, 585061	NSS ①	NSS	NA	NA	11	18-5697	385952
25 thru 35	⑦ 1977-88	18-5629	586278	392133, 386591, 585061	NSS ①	NSS	NA	NA	11	18-5697	385952
				Drive Parts For 392133 & 386591	18-5682 *	393354	18-5655	321648	11	18-5697	385952
20 thru 30	⑤ 1989-92	18-5627	585059	583473, 585459, 585059	NSS ①	NSS	18-5678 ①	585269	9	18-5697	385952
				Drive Parts For Superseded #'s	18-5682 *	393354	18-5671	384781	9	18-5697	385952
25 thru 35	1997-99 3 cylinders	18-5631	586277	584818	NSS ①	NSS	18-5679 ①	586100	10	18-5697	385952
40-50	1980-88	18-5630	586280	585063, 389275, 384163	NSS ①	NSS	18-5678 ①	585269	9	18-5697	385952
50	1972-74	18-5630	586280	384163, 387684, 389275, 585063	NSS ①	NSS	18-5678 ①	585269	9	18-5697	385952
				Drive Parts For 387684	18-5682 *	393354	18-5671	384781	11	18-5697	385952
40-50	① 1989-99	18-5624	586279	583482, 585056	NSS ①	NSS	18-5678 ①	585269	9	18-5697	385952
				Drive Parts For Superseded #'s	18-5682 *	393354	18-5671	384781	9	18-5697	385952
55	1978	18-5630	586280	384163, 387684, 389275, 585063	NSS ①	NSS	18-5678 ①	585269	9	18-5697	385952
60	1985 2 cylinders	18-5630	586280	384163, 387684, 389275, 585063	NSS ①	NSS	18-5678 ①	585269	9	18-5697	385952
				Drive Parts For 387684	18-5682 *	393354	18-5671	384781	11	18-5697	385952
50	1985-99 3 cylinders	18-5635	586281	386657, 384777, 391735, 585050, 585058	18-5682 *	NSS	18-5678 ①	585269	9	18-5697	385952
55	1969	18-5635	586281	386657, 384777, 391735, 585050, 585058	18-5682 *	NSS	18-5678 ①	585269	9	18-5697	385952
				Drive Parts For 384777, 386657, 391735, 585050	18-5682 *	393354	18-5671	384781	9	18-5697	385952
60	1971	18-5635	586281	383691	18-5682 *	393354	18-5671	384781	9	18-5697	385952
				Drive Parts For Superseded #	18-5682 *	393354	18-5671	384781	9	18-5697	385952
60	1986-01 3 cylinders	18-5635	586281	386657, 384777, 391735, 585050, 585058	18-5682 *	NSS	18-5678 ①	585269	9	18-5697	385952
65	1985-01 3 cylinders	18-5635	586281	386657, 384777, 391735, 585050, 585058	18-5682 *	NSS	18-5678 ①	585269	9	18-5697	385952
70, 75	1980-01	18-5635	586281	386657, 384777, 391735, 585050, 585058	18-5682 *	NSS	18-5678 ①	585269	9	18-5697	385952
				Drive Parts For 384777, 386657, 391735, 585050	18-5682 *	393354	18-5671	384781	9	18-5697	385952
85 thru 115	1973-99 crossflows	18-5634	586283	389954, 385529, 585051, 585057	18-5682 *	NSS	18-5679 ①	586100	10	18-5697	385952
				Drive Parts For 389954 & 385529	18-5682 *	393354	18-5656	385949	10	18-5697	385952
90, 115	1995-99 loopers	18-5632	586284	584980	NA	NA	NA	NA	NA	18-5697	385952
				No Drive Parts For Superseded #	—	—	—	—	—	—	—
120 thru 140	1985-94	18-5628	586285	393570, 585060	18-5682 *	NSS	18-5679 ①	586100	10	18-5697	385952
130	1995-99	18-5628	586285	393570, 585060	18-5682 *	NSS	18-5679 ①	586100	10	18-5697	385952
				Drive Parts For Superseded #	18-5682 *	393354	18-5656	385949	10	18-5697	385952
V-6 Crossflow	1976-92	18-5600	586288	395207, 387094, 585062	NA	393285	18-5674	387683	8	18-5697	385952
150, 175 60°	1991-99 loopers	18-5612	586286	432925	NA	NA	NA	NA	NA	18-5697	385952
150 thru 175 V-6	1997-03	18-5612	586287								
200 thru 300	1986-Up std. rotation	18-5619	586411	391511, 396235, 397023, 584799	NA	397375	NA	NA	10	18-5697	385952

Note: Some starters will replace Prestolite versions however replacement parts are for Bosch versions only.
* Starter drive retained with nut

NSS Not sold separately
① Drive kit includes drive assembly with clip style retainer
② Drive Kits, Drive Assemblies, and Brush Sets Offered are for "Bosch Style" Starters Only.

⑤ With 9 tooth pinion
⑦ For Bosch models





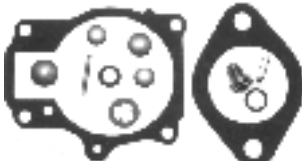







OUTBOARD



Features...

- ★ Carburetor kits include all parts needed for a fast and accurate repair.
- ★ Premium components for like-new carburetor performance.
- ★ Many carburetor kits have been upgraded with Viton components for the ultimate durability in carburetor repair.
- ★ Many "like" kits have been combined for your convenience, which means you don't have to stock as many parts.

OUTBOARD

 <p>18-7010 CARBURETOR KIT Replaces: 382050, 382051, 382054</p>	 <p>18-7020 CARBURETOR KIT Replaces: 382045, 382046</p>	 <p>18-7024 CARBURETOR KIT Replaces: 382053, 382052, 385356</p>	 <p>18-7026 CARBURETOR KIT Replaces: 382057</p>
 <p>18-7042 AP# 1432 CARBURETOR KIT Replaces: 392061, 398729, 396701</p>	 <p>18-7043 AP# 1892 CARBURETOR KIT Replaces: 382047, 382049, 383052, 383067, 398532, 439071</p>	 <p>18-7046 AP# 1895 CARBURETOR KIT Replaces: 390055, 392550, 398526, 435443, 434888</p>	 <p>18-7219 CARBURETOR KIT Replaces: 439073</p>
 <p>18-7220 AP# 2362 CARBURETOR KIT Replaces: 435676, 435677, 435678, 435752</p>	 <p>18-7221 CARBURETOR KIT Replaces: 435677</p>	 <p>18-7222 CARBURETOR KIT w/Float Replaces: 392061, 398729, 396701</p>	 <p>18-7223 AP# 1427 CARBURETOR KIT Replaces: 398452, 391305, 398453, 439072</p>

APPLICATIONS ON NEXT PAGE